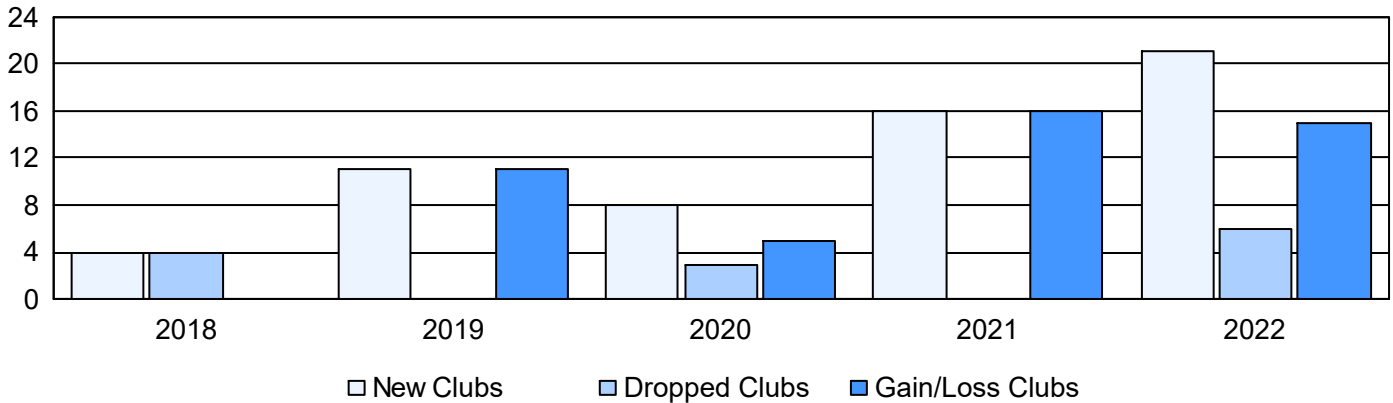
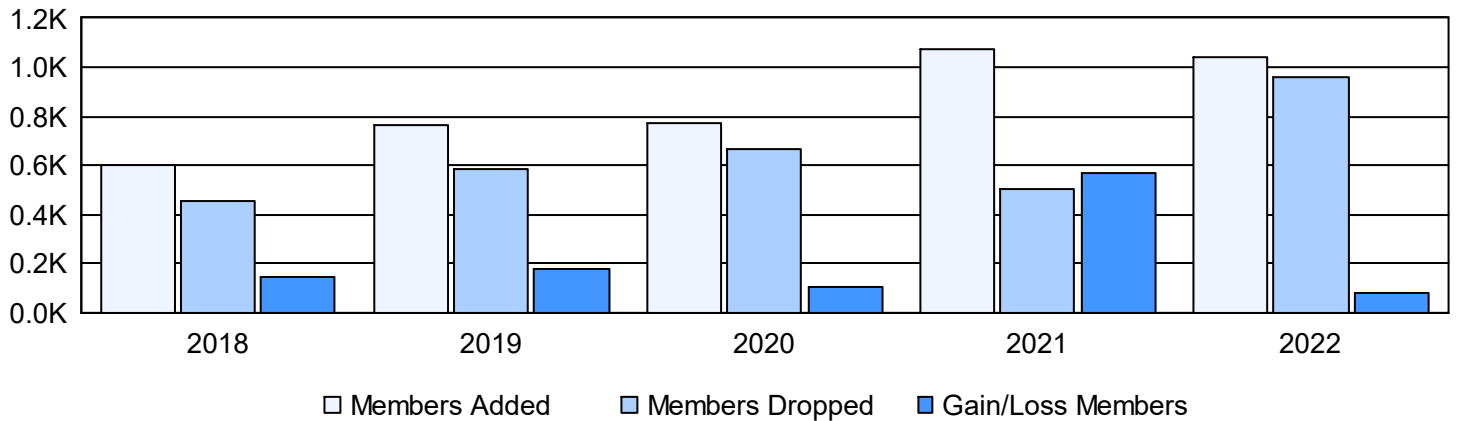


Year	New Clubs	Dropped Clubs	Gain/ Loss Clubs	New Members	Charter Members	Reinstate Members	Transfer Members	Total Member Added	Total Members Dropped	Gain/ Loss Members
2017-2018	4	4	0	419	129	43	8	599	452	147
2018-2019	11	0	11	370	362	13	15	760	582	178
2019-2020	8	3	5	519	210	20	22	771	666	105
2020-2021	16	0	16	618	413	25	15	1,071	506	565
2021-2022	21	6	15	464	537	16	23	1,040	961	79
Average	12	3	9	478	330	23	17	848	633	215

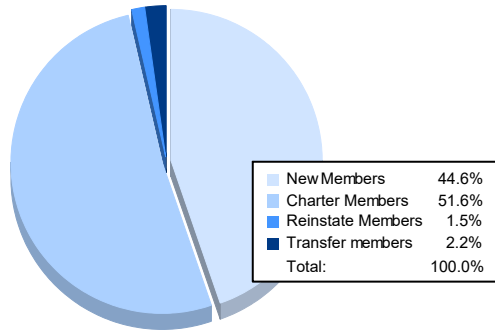
Clubs



Members



Membership Composition June 2022 Cumulative



Gender Composition June 2022 Cumulative

